



# English by the Numbers

This course prepares students to make presentations involving numbers and graphs. Students learn to ask and answer questions about quantitative relationships. Topics include energy, health, safety, and job issues.

Age:

- College
- Adult

Level:

- Pre-Intermediate
- Intermediate

Features:

- Listening Comprehension Exercises
- Voice Record and Playback
- Mastery Tests
- Award-winning Records Manager
- Supplements ASTD-approved Business English Advantage Series



## Overview

*English by the Numbers* helps develop the skills to do business over the phone, understand and make numerical presentations in English, and participate in question-and-answer sessions involving the exchange of numerical information. It has proven to be popular supplement to other DynEd courses in universities, MBA programs, and business English courses.

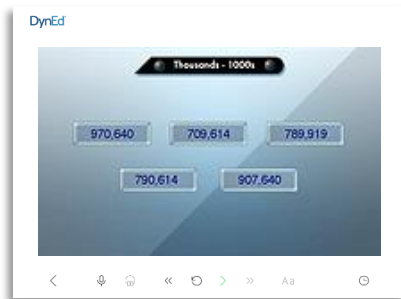
In today's international English-speaking world, fluency with numbers and an ability to express numerical information in presentations and conversations is essential.

## Course Content

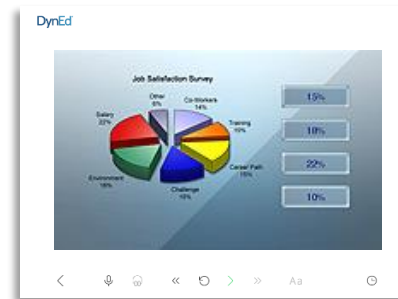
Unit 1	Unit 2	Unit 3	Unit 4	Unit 5	Unit 6	Unit 7
Numbers Fractions Decimals	Numerical Operations Numerical Relations	Graphs Related Changes	Line Graphs	Bar Graphs	Pie Graphs	Probabilities Logical Relationships Review

## Lesson Types

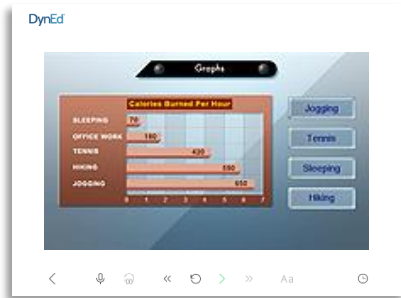
This course develops the English language skills necessary to do business over the telephone, understand and make numerical presentations, participate in question-and-answer sessions involving the exchange of numerical information, and present information in graphs and charts.



Intensive **listening practice** helps with crucial aural distinctions such as "fourteen" and "forty". Fractions, numbers, and decimals are studied carefully to help learners understand and express numbers with complete accuracy.



Students practice English expressions for describing **formulas** and **other numerical relationships**.



Content is based on useful economic and demographic data. Practice with graphs and charts develops **presentation skill**